

Management Companies and Undertakings of Collective Investments

SECTOR QUARTERLY STATISTICS
31/12/2022

MARCH 2023



ΕΠΙΤΡΟΠΗ
ΚΕΦΑΛΑΙΑΓΟΡΑΣ
ΚΥΠΡΟΥ

CYPRUS SECURITIES AND EXCHANGE COMMISSION



Disclaimer

The 'Management Companies and Undertakings of Collective Investments Sector Quarterly Statistics' is prepared based on data collected by CySEC, provided by Management Companies and Undertakings of Collective Investments that are under its supervision. The Risk Management and Statistics Department of CySEC only performs analysis of the data and does not verify in any way whatsoever the said data as to its accuracy and/or truthfulness and/or correctness.

CySEC is not liable for any errors or omissions.

Any discrepancy may be brought to the notice of CySEC at: risk.statistics@cysec.gov.cy

CySEC is the copyright holder of this publication. It should not be reproduced, published, distributed or displayed in whole or in part, in any form or by any means without the prior written permission of CySEC.

The contents of this publication are for information purposes only and should not be relied upon for the fulfilment and/or performance of business, commercial and/or investment decisions or activities, or for any other purpose whatsoever.

CySEC reserves the right to revise any information published in this publication.

Cyprus Securities and Exchange Commissions
19 Diagorou
1097, Nicosia, Cyprus
Telephone: +357 22 506 600
Website: www.cysec.gov.cy



Introduction

Welcome to our new publication of **The ‘Management Companies and Undertakings of Collective Investments Sector Quarterly Statistics’**, a bulletin that provides the key findings about the Collective Investment Schemes Sector for the fourth quarter of 2022.





Summary

Based on the statistics for the **4th quarter of 2022**, CySEC has under its supervision in total 333 Management Companies and Undertakings of Collective Investments (UCIs). From these, 243 companies have operations. The total number of companies includes, 219 Externally Managed UCIs, 40 Internally Managed UCIs and 74 External Fund Managers. The total number of Management Companies includes 45 AIFMs, 59 Sub-threshold AIFMs, 4 UCITS Management Companies and 6 dual license entities (AIFMs and UCITS Management Companies).

The Total Assets Under Management (AUM) for the 4th quarter of 2022 reached €9.5 billion, recording a 3.7% decrease since the 3rd quarter of 2022 and the UCIs, managed by the Management Companies had a Net Asset Value (NAV) of €8.9 billion. The 64% of the AUM relate to Assets managed by the AIFMs, 10% by the Sub-threshold AIFMs, 16% by the AIFMs and UCITS Management Companies, 9% by the UCITS Management Companies and only 1% by the Regulated UCIs that are managed by Foreign Fund Managers.

UCITS invest heavily in Transferable Securities (84.6%), followed by the investments in bank deposits (8.7%) and investments in UCITS and UCIs (5.5%). AIFs, AIFLNs and RAIFs invest mainly in Private Equity (44.3%), followed by the investments in Funds of Funds (10.4%) and Real Estate investments (10.1%), while the investment in Hedge Funds represents the 9.8% of the AUM.

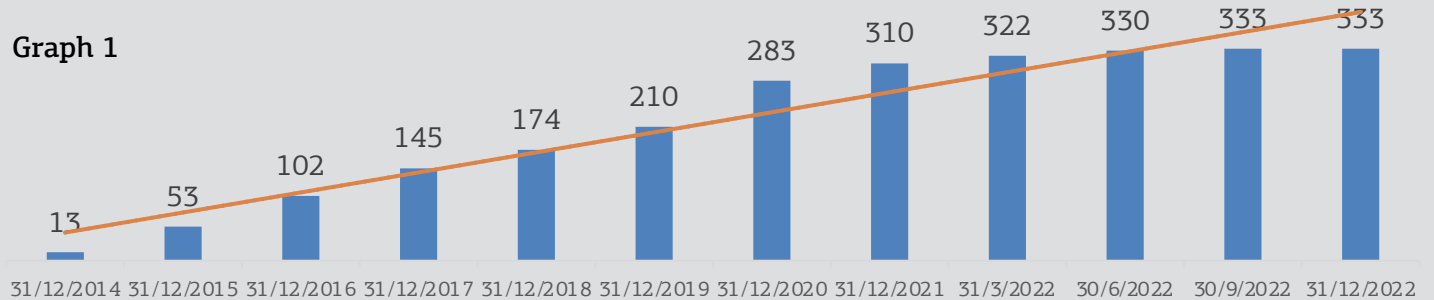
There are 207 UCIs in total with operations. The 80% of the total AUM, relates to 186 UCIs domiciled in Cyprus (13 UCITS, 56 AIF, 52 AIFLNP and 65 RAIF). From the total 207 UCIs with operations, 163 invest in Cyprus entirely or partially, reaching the amount of €2.2 billion (23.4% of the total AUM). The 69.5% of the investments in Cyprus are in Private Equity, while the 13.1% of the investments in Cyprus are in Real Estate.

Regarding the categorisation of the unit-holders, for UCITS these are mainly Retail Investors (98.9%), while for AIF, AIFNLP and RAIF, 21.1% of them are Professional Investors, 65.7% Well-Informed Investors and only 13.2% Retail Investors.

Finally, information regarding the investments of UCIs in the areas of Shipping, Energy, Fintech and Sustainability are presented in page 13.

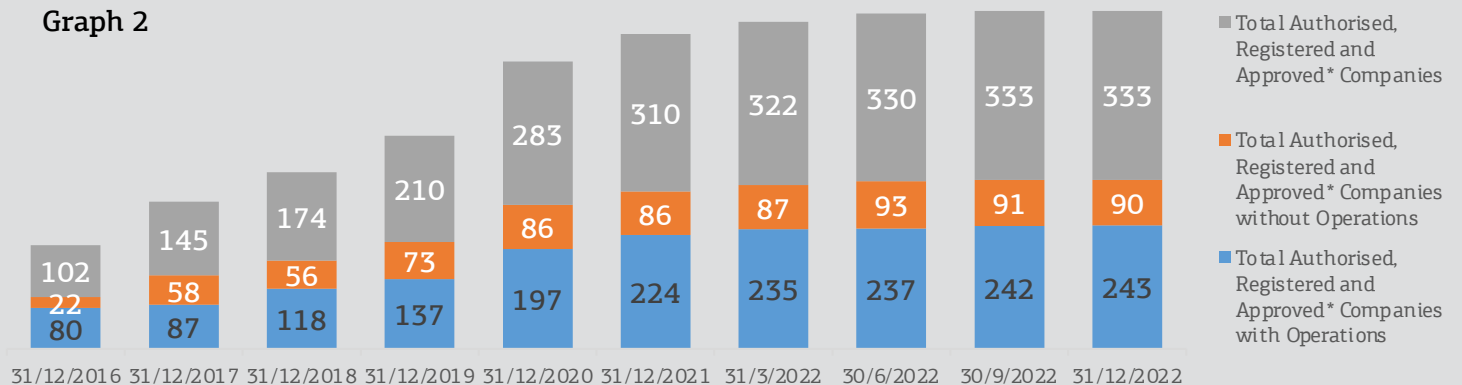
Number of Management Companies, companies that act as Management Companies and Undertakings of Collective Investments (UCIs) over the last years

TOTAL NUMBER OF MANAGEMENT COMPANIES AND UCIS 2014-2022*



*From 30/09/2020 and onwards, the "total number of Management Companies, companies that act as Management Companies and UCIs", includes CIFs, which had received approval from CySEC for the provision of AIF management services, based on Section 5(5)(b) of Law 87(I)/2017.

TOTAL NUMBER OF MANAGEMENT COMPANIES AND UCIS 2016-2022 NUMBER OF AUTHORISED COMPANIES WITH AND WITHOUT OPERATIONS



Number of Authorisations, Registrations and Approval by CySEC Management Companies, companies which act as Management Companies and UCIs 31/12/2022

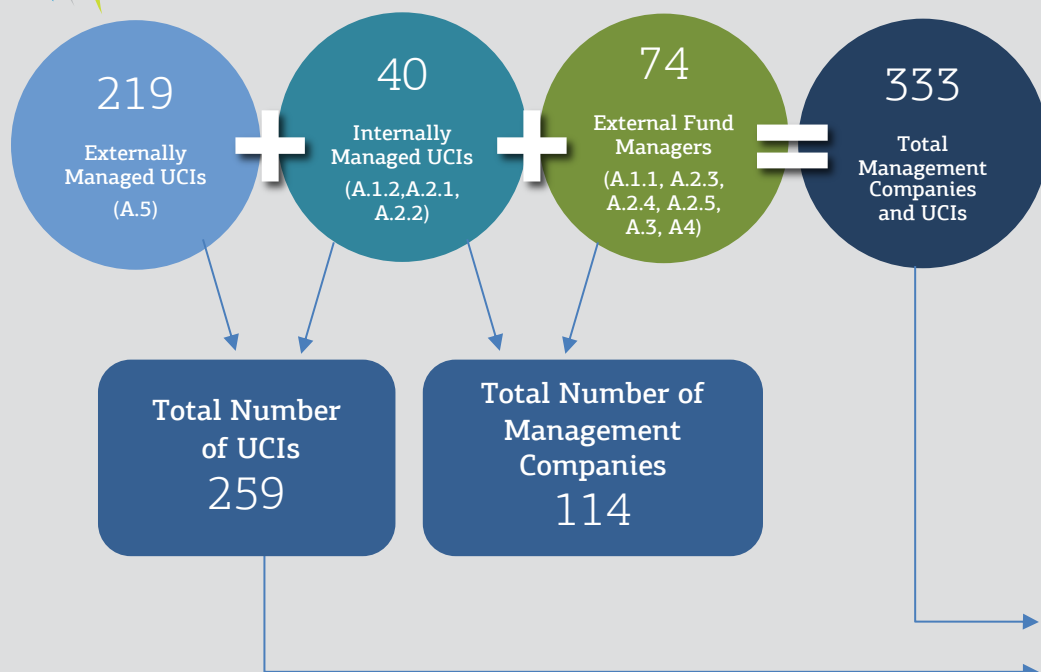


Table 1		
	Management Companies and UCIs	Authorisations, Registrations and Approvals by CySEC 31/12/2022
A.1	AIFMs	45
A.1.1	AIFM - External Fund Managers	44
A.1.2	AIFM - Internally Managed Fund	1
A.2	Sub-threshold AIFMs	59
A.2.1	AIF (Internally Managed)	1
A.2.2	AIFLNP (Internally Managed)	38
A.2.3	Special Purposes Entities	4
A.2.4	CIFs (Note A)	14
A.2.5	Small AIFMs	2
A.3	UCITS Management Companies	4
A.4	Dual license entities: AIFMs and UCITS MC	6
A.5	Externally Managed UCIs	219
A.5.1	UCITS	13
A.5.2	AIF (Externally Managed)	62
A.5.3	AIFLNP (Externally Managed)	23
A.5.4	RAIF (Registered AIF)	121
A	Total	333
	Total Number of UCIs (Note B)	259

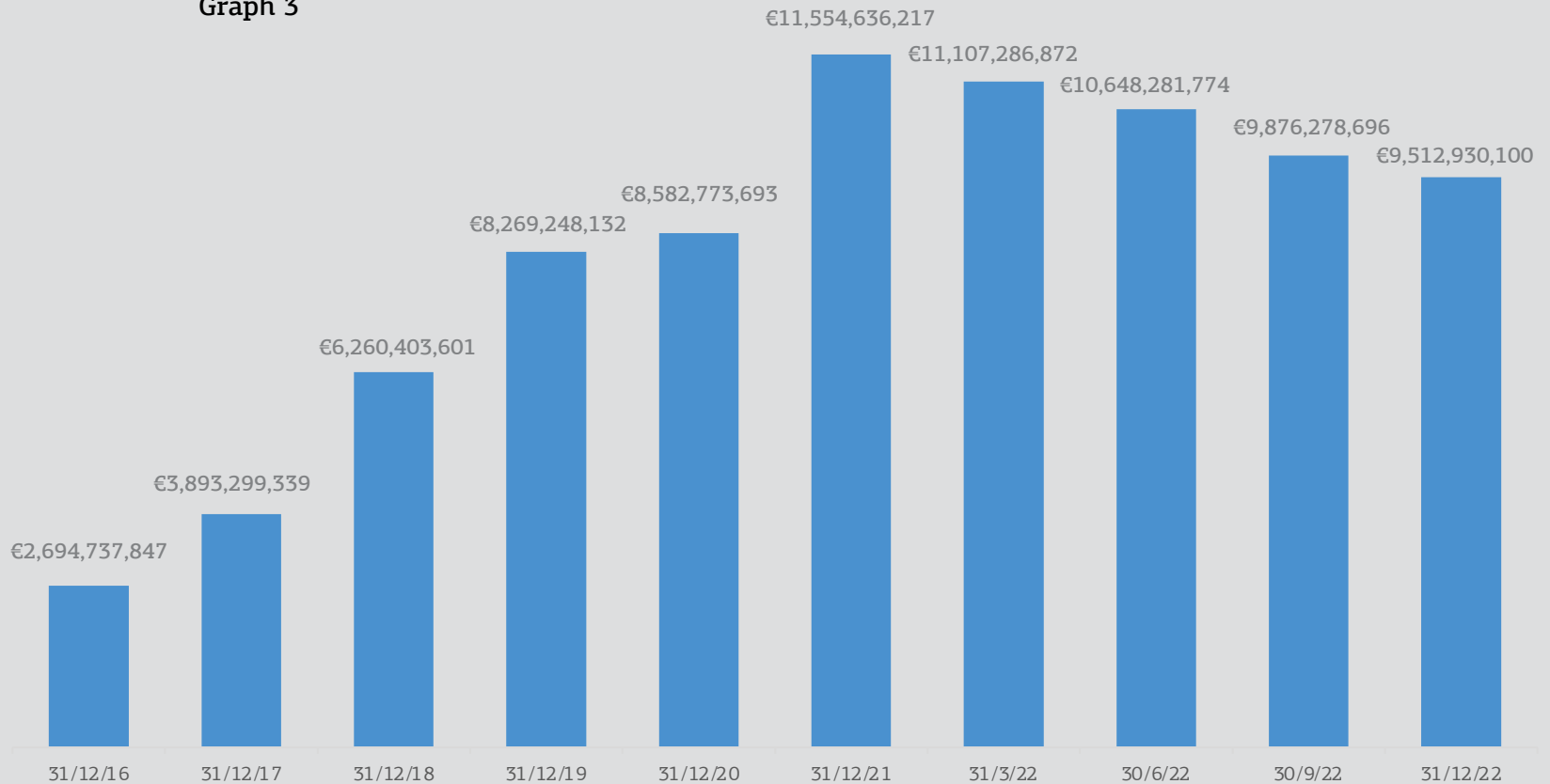
Note A: CIFs, which received approval from CySEC for the provision of AIF management services, based on Section 5(5)(b) of Law 87(I)/2017).

Note B: The total number of UCIs includes, 1 AIFM-Internally managed, 1 AIF (Internally Managed), 38 AIFLNP (Internally Managed), 13 UCITS (Externally Managed), 62 AIF (Externally Managed), 23 AIFLNP (Externally Managed) and 121 Registered AIFs

Assets Under Management (AUM)

AUM 2016-2022

Graph 3



Assets Under Management (AUM)

Total AUM 31/12/2022
€9,512,930,100

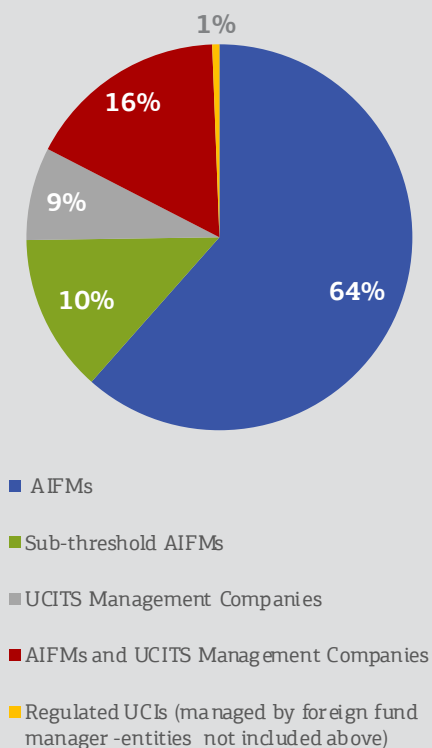
Total NAV 31/12/2022
€8,858,126,346

Table 2

		AUM 31/12/2022 €	NAV 31/12/2022 €	Number of UCIs under management with operations (CY & Non-CY UCIs)
A1	AIFMs	6,094,084,362	5,512,332,400	103
A2	Sub-threshold AIFMs	957,290,063	933,463,893	54
A3	UCITS Management Companies	856,162,508	855,427,940	11
A4	AIFMs and UCITS Management Companies	1,543,637,212	1,496,643,492	35
B	Regulated UCIs (managed by foreign fund manager-entities not included above)	61,755,955	60,258,621	4
C	Total	9,512,930,100	8,858,126,346	207 (Note A)

Note A: Management Companies manage both CY UCIs and Non-CY UCIs. The number of Cyprus UCIs under the management of Management Companies is presented in page 10.

Graph 4



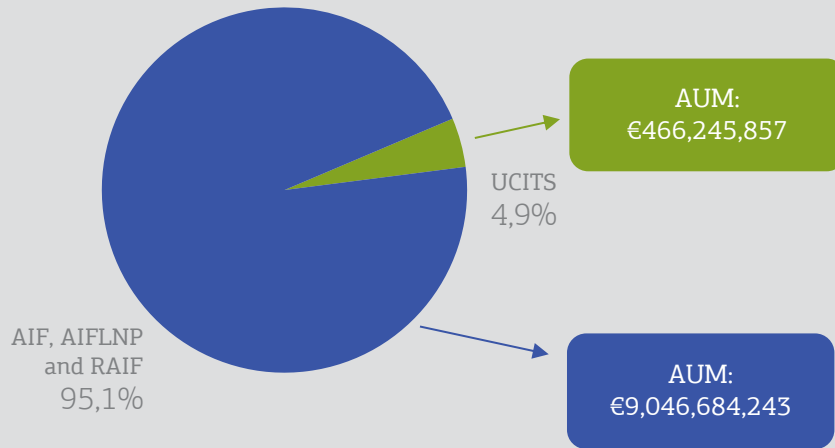
AUM analysed as per the Investment Strategy - 31/12/2022

TOTAL AUM

Graph 5

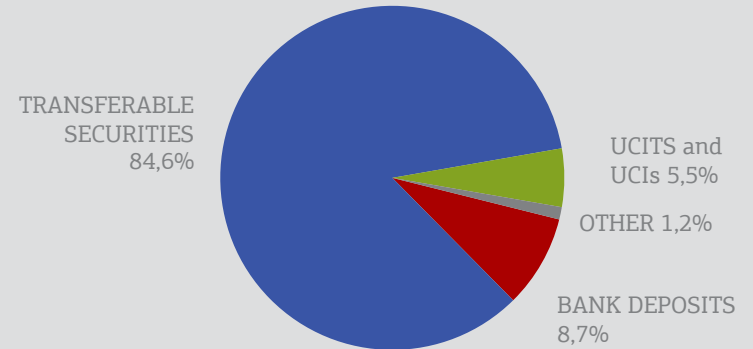
AUM:

€9,512,930,100

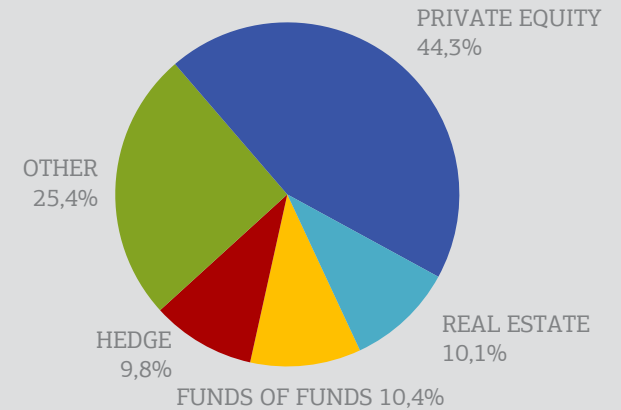


UCITS INVESTMENT STRATEGY

Graph 6



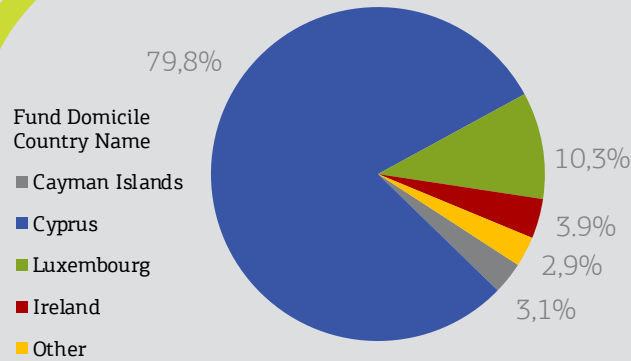
AIF, AIFLNP AND RAIF INVESTMENT STRATEGY



Domicile of UCIs under Management - 31/12/2022

AUM BASED ON DOMICILE OF UCIs UNDER MANAGEMENT

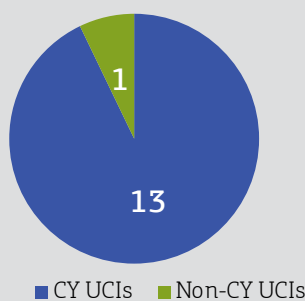
AUM: €9,512,930,100



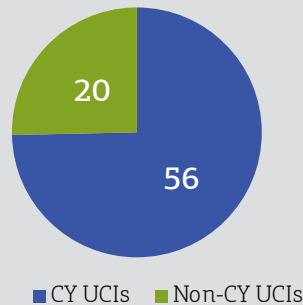
Domicile of UCIs	AUM €	AUM- % to total	NAV	Number of UCIs
CY UCIs	7,646,514,338	80,38%	7,381,635,641	186
Non-CY UCIs	1,866,415,762	19,62%	1,476,490,705	21
Total	9,512,930,100	100%	8,858,126,346	207

DOMICILE OF UCIs UNDER MANAGEMENT PER TYPE OF UCI (TOTAL NUMBER 207 UCIs)

Graph 9
UCITS UCIs



Graph 10
AIF UCIs



Graph 11
AIFLNP UCIs



Graph 12
RAIF UCIs



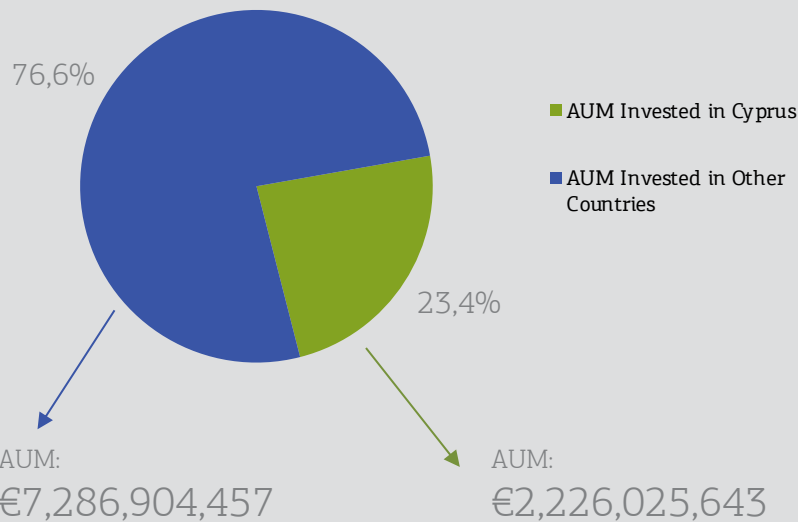
AUM invested in Cyprus and Abroad as at 31/12/2022

From the total of 207 UCIs managed by UCIs Management Companies, 163 invest in Cyprus (entirely or partially)

AUM INVESTED IN CYPRUS AND ABROAD

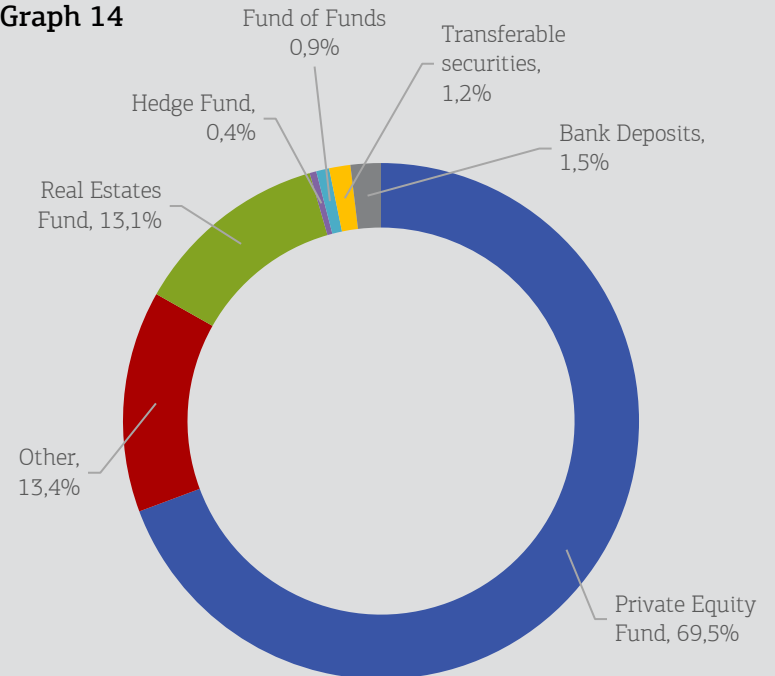
Graph 13

AUM:
€9,512,930,100



INVESTMENT STRATEGY OF UCIs INVESTED IN CYPRUS

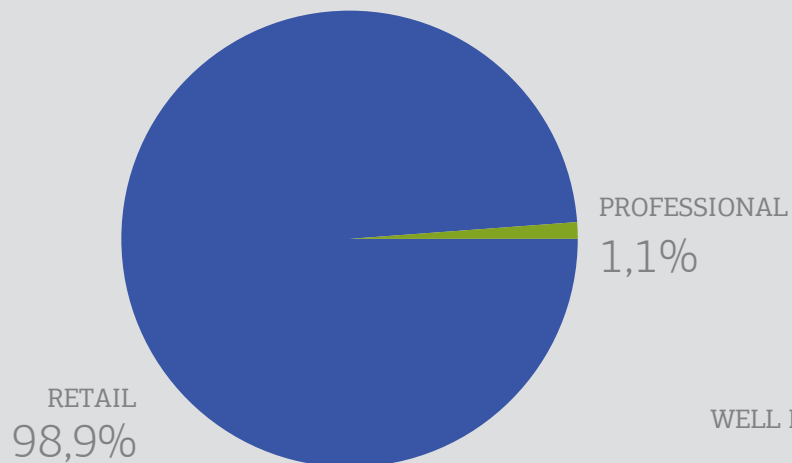
Graph 14



Categorisation of Unit-holders - 31/12/2022

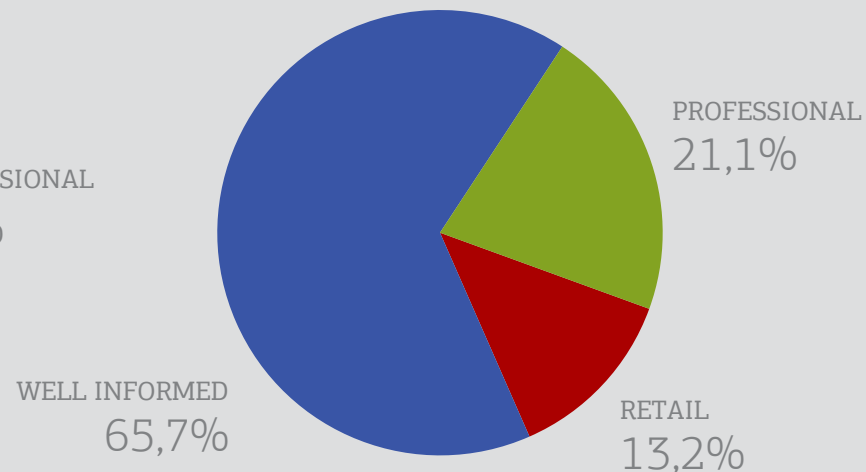
UCITs' TYPE OF UNIT-HOLDERS

Graph 15



AIFs, AIFLNs and RAIF's TYPE OF UNIT-HOLDERS

Graph 16



Investment in specific sectors - 31/12/2022

ENERGY



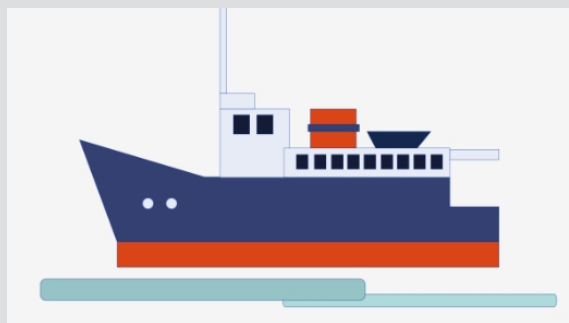
AUM: €259.6 million
(2.729% of total AUM)

SUSTAINABLE INVESTMENTS



AUM: €64.4 million
(0.677% of total AUM)

SHIPPING



AUM: €116.7 million
(1.227% of total AUM)

FINTECH



AUM: €60.1 million
(0.632% of total AUM)



Glossary

Alternative Investment Fund (AIF): Collective investment undertakings which raise capital from a number of investors, with a view to investing it in accordance with a defined investment policy for the benefit of those investors and do not require authorisation pursuant to article 9 of the Open Ended Undertakings for Collective Investment Law or pursuant to the legislation of another Member State which harmonises article 5 of Directive 2009/65/EC.

Alternative Investment Fund Manager (AIFM): Any legal person whose regular business is managing one or more AIFs.

Alternative Investment Fund with Limited Number of Persons (AIFLNP): AIF authorised by the Cyprus Securities and Exchange Commission to operate as an AIFLNP, subject to Part VII of the Alternative Investment Funds Law, or which was permitted to operate as an AIFLNP subject to article 144(3) of the Alternative Investment Funds Law.

Asset under Management (AUM): Under AIFMD, asset under management are defined as the value of all assets in portfolio, including all assets acquired through use of leverage (borrowing of cash or securities and leverage embedded in derivative position). This concept of AUM is different from the industry approach of AUM which typically relates to the assets of the balance sheet of the AIF.

Net Asset Value (NAV): The Net value of the assets of the Undertaking of Collective Investment.

Registered Alternative Investment Fund (RAIF): AIF which may operate as a registered AIF subject to the provisions of Part VIII of the Alternative Investment Funds Law.

Undertaking of Collective Investment: Is a collective investment undertaking, which raises capital to investing it in accordance with a defined investment policy for the benefit of investors.

Undertakings for Collective Investment in Transferable Securities (UCITS): The undertakings for collective investment in transferable securities of the open-ended type, authorised pursuant to article 9 of the Open Ended Undertakings for Collective Investment Law or pursuant to the legislation of another Member State which harmonises article 5 of Directive 2009/65/EC.